


MAKE YOUR OWN

ZINE

A small magazine or "fanzine". self-published
 → usually produced on a photocopier.



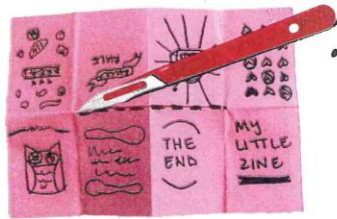
- Fold your paper along the dotted line.




- Number your pages in the correct order.
- Make your design using pens / collage & get it photocopied onto bright coloured paper.

TOP TIPS:


- Keep it simple
- Use bold, black lines or pattern that shows up on photocopies.
- Make it personal! (tell a story or present an idea/character).



- Refold your photocopied zine & cut along the dotted line with a ruler & scalpel.



Fold your work into a zine!



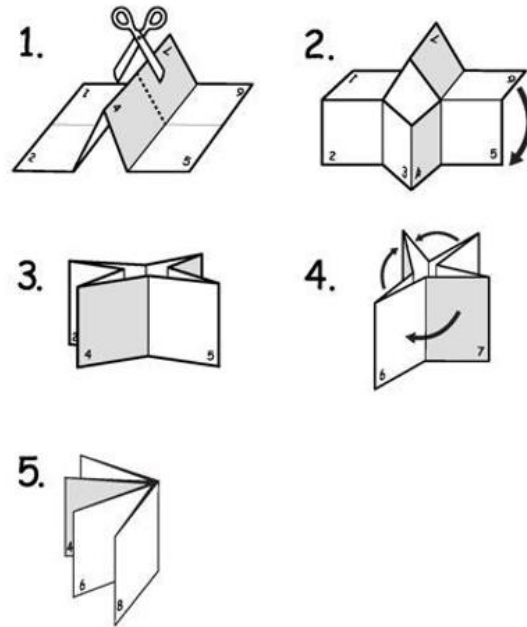
VOILA!

WHAT IS A ZINE?

'Zine' is short for 'fanzine'. Usually: homemade, unofficial, commercial, printed or handmade things made by fans of... well, whatever. We'll keep booklet, pamphlet and zine under the same heading.

FOLD-A-BOOK

Instructions



Zines

Check out [this massive archive](#) of zines for endless ideas and inspiration.